


 **ORION**<sup>TM</sup>  
HIGH PERFORMANCE CAR AUDIO

**CSALT**  
SUPER TWEETER

CTW101 CTW200  
CTW125 CTW500  
CTW150 CTW880H  
CTW1.7HP CTW2.0NEO

**proud to be LOUD!**



Thank you for purchasing this Orion product. Orion products are specifically engineered and designed for the mobile audio environment. This manual contains important information about installation, set-up procedures and integrating your new Orion product into your vehicle. With proper care and installation, your new product will provide you with many years of high performance listening enjoyment. We recommend having an Authorized Orion Dealer install your new product for optimal performance. Before installing your new product, please read through the manual to fully understand the application.

Before making any electrical connections, make sure that you disconnect the battery's ground cable to prevent the possibility of short circuits or damage to your electronic equipment. If your vehicle's stereo (head unit) comes with an Anti-theft code, DO NOT disconnect the battery. If you have the access code for the stereo (head unit), please refer to the vehicle's owner's manual.

# **ATTENTION**

**FOR ANY QUESTIONS,  
ISSUES, RETURNS OR WARRANTY**

**DO NOT** contact the retailer, we recommend that you contact our service department for any and all assistance at [support@orioncaraudio.com](mailto:support@orioncaraudio.com).

We will do our best to resolve any problem in a professional and timely manner.



**WARNING: This product can expose you to chemicals including DEHP which is known to the State of California to cause cancer, birth defects or other reproduction harm. For more information go to [www.P65warnings.ca.gov](http://www.P65warnings.ca.gov).**

# TABLE OF CONTENTS

INTRODUCTION.....	2
SPECIFICATION.....	3
MOUNTING TEMPLATE.....	4-7
RECOMMENDATION.....	8
WARRANTY.....	9-10

## WHAT'S IN THE BOX

Cobalt Super Tweeter

4 x Mounting Screws

1 x Owners Manual

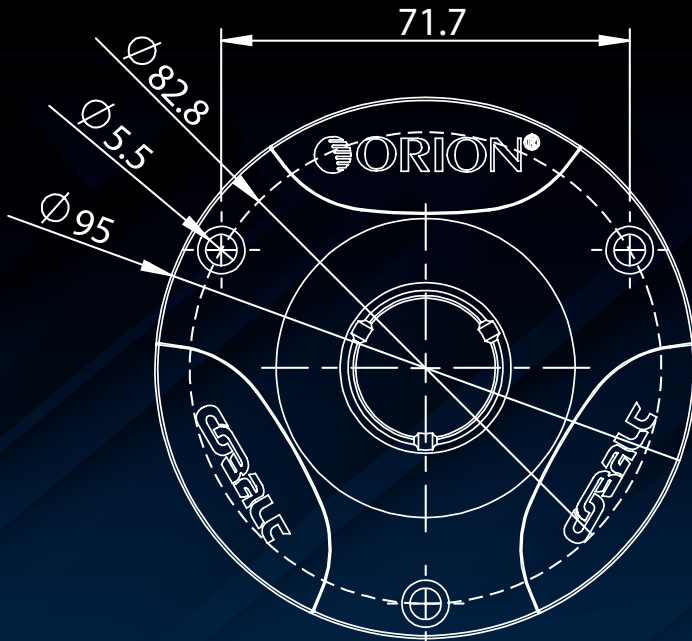
1 x Orion Sticker

# SPECIFICATION

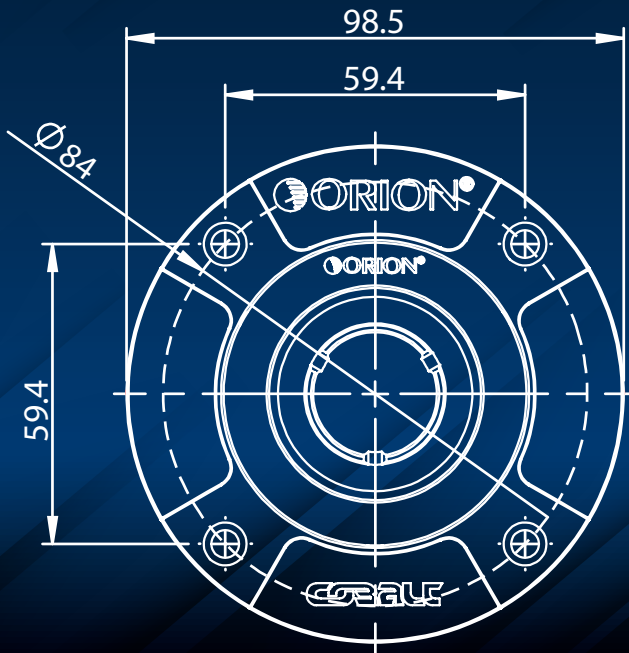
	<b>CTW101</b>	<b>CTW125</b>	<b>CTW150</b>	<b>CTW1.7HP</b>
<b>RMS Power</b>	50W	50W	65W	75W
<b>MAX Power</b>	200W	200W	260W	300W
<b>Voice Coil Type</b>	CCAW	CCAW	CCAW	CCAW
<b>Voice Coil Size</b>	1"	1"	1"	1"
<b>Efficiency</b>	99dB	98.7dB	102dB	104.9dB

	<b>CTW2.0NEO</b>	<b>CTW200</b>	<b>CTW500</b>	<b>CTW880H</b>
<b>RMS Power</b>	100W	65W	130W	130W
<b>MAX Power</b>	400W	260W	520W	520W
<b>Voice Coil Type</b>	CCAW	CCAW	CCAW	CCAW
<b>Voice Coil Size</b>	1"	1"	1.75"	1.75"
<b>Efficiency</b>	106.5dB	104dB	104dB	112dB

# MOUNTING TEMPLATE



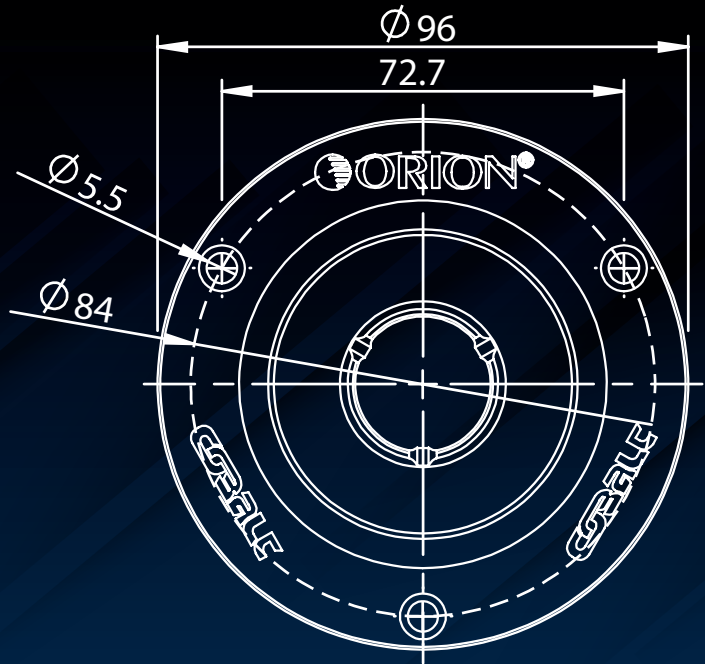
**CTW101**



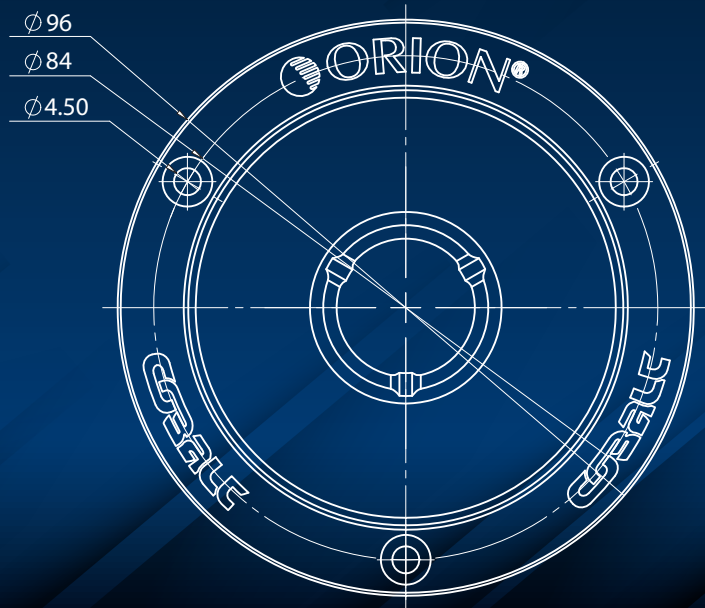
**CTW125**

# MOUNTING TEMPLATE

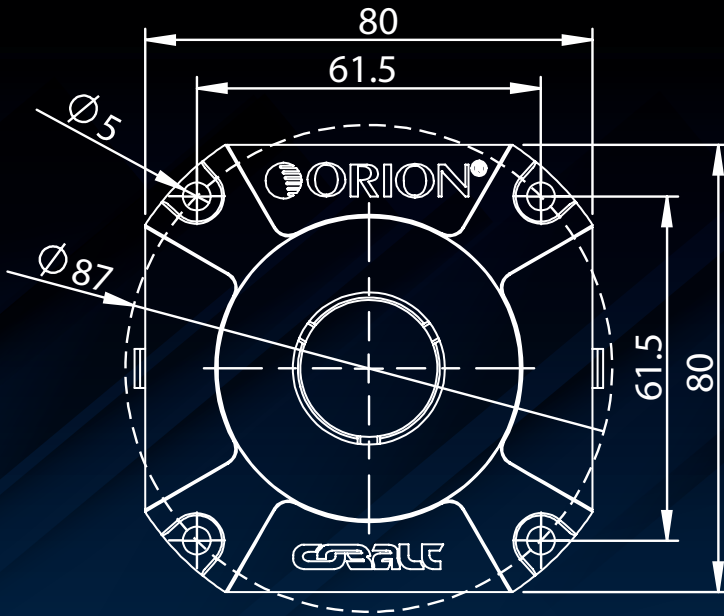
**CTW150**



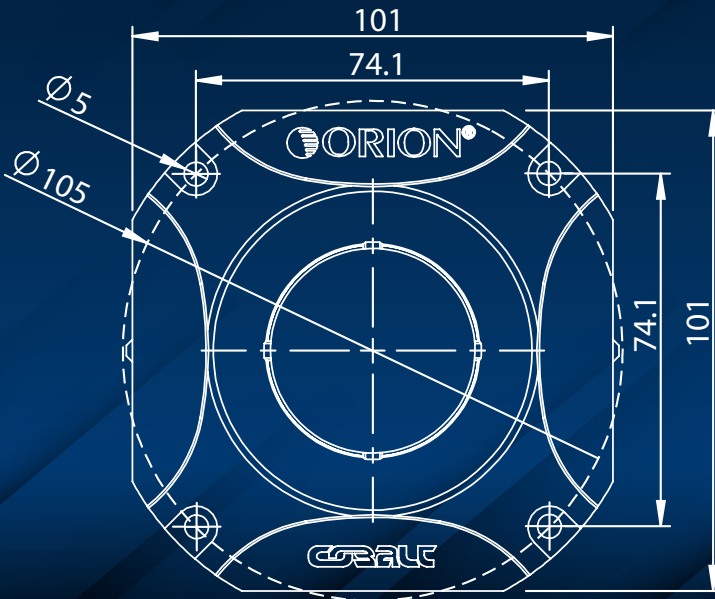
**CTW1.7HP**



# MOUNTING TEMPLATE

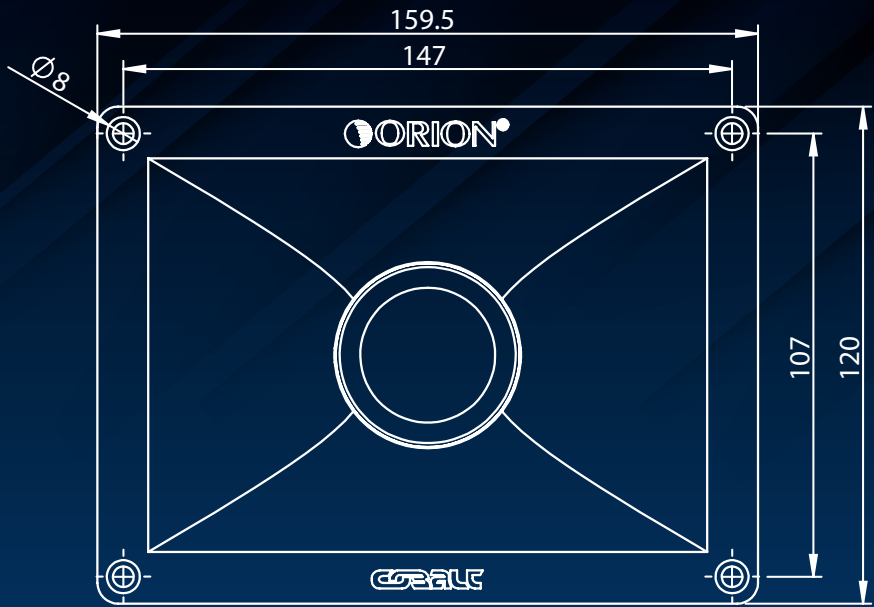


**CTW200**



**CTW500**

# MOUNTING TEMPLATE



**CTW80H**



# RECOMMENDATION



**We always recommend to use capacitor, you must connect capacitor as follows:**

1. Connect either end of capacitor to the positive terminal (+) of speaker.
2. Connect other end of capacitor to the speaker wire harness, be certain to connect to Positive side of harness, which is the radio output (+) side.
3. To get best sound performance, it is recommended to use capacitor 3.3 UF 100V for this unit.

**Nosotros siempre recomendamos usar un capacitor, usted tendria que conectar un condensador tal y como se describe a continuacion:**

1. Conectar cualquier terminal del condensador a la bocina.
2. Conectar la otra terminal del condensador a la bocina. Asegurarse de conectar el positivo del cuadro, el cual es la salida al radio lado (+).
3. Para obtener mejor sonido de su sistema, se recomienda usar (Bi-Polar) capacitores de 3.3 HF-100V para esta unidad.

**Il est recommandé que toujours utilise le capacitor a installé au haut-parleur:**

1. Brancher l'une des extrémités du condensateur à la borne positive(+) du haut parleur.
2. Brancher l'autre extrémité du condensateur au harnais du haut-parleur. assurez vous de bien connecter le côté sortie radio(+).
3. Pour avoir une meilleur qualité de son, il est recommandé d'utiliser un condensateur Bi-Polar 3.3 UF 100V pour cette unife.

# WARRANTY

## Speakers Limited Warranty

Please keep your original box. Orion warrants this product to be free from defects in materials and workmanship under normal use for a period of THREE (3) months from the date of original purchase receipt. When purchased and installed from an AUTHORIZED ORION dealer it is warranted for a period of ONE (1) Year from the date of the original purchase receipt. The ORIGINAL Receipt must be provided for all claims. Should service be necessary under this warranty for any reason due to manufacturing defect or malfunction during the warranty period. ORION will repair or replace (at its discretion) the defective merchandise with equivalent merchandise at no charge. Warranty replacements may have cosmetic scratches or blemishes. Discontinued products may be replaced with more current equivalent products. This warranty is valid only to the original purchaser and is non-transferable to any other person or party. Any applicable implied warranties are limited in duration to a period of the express warranty provided herein beginning with the date of the original purchase at retail, and no warranties, whether express or implied, shall apply to this product thereafter. Some states do not allow limitations on implied warranties; therefore these exclusions may not apply to you. This warranty gives you specific legal rights; however you may have other rights that vary from state to state.

## What to Do if you need Warranty or Service

Defective merchandise should be returned to your local authorized ORION dealer for warranty service. Assistance locating an authorized dealer can be found at the products main website [www.orioncaraudio.com](http://www.orioncaraudio.com) or by contacting ORION directly at 786-464-0247. If it becomes necessary for you to return DEFECTIVE merchandise directly to ORION, call the ORION Customer Care number at 786-464-0247 for a Return Merchandise Authorization (RMA) number. Package all defective items in the original container or in a package that will prevent shipping damage. The shipping address and instructions will be given to you by customer care upon their issuing the RMA number. The RMA number must be clearly marked on the outside of the package. Please return only defective components. The return of functioning items increases your return freight charges. NON- DEFECTIVE items will not be exchanged. You will be contacted by customer care advising you of such situations, and product will be returned to you upon your payment of freight charges for the return of such product back to you. Include a copy of the original receipt with the PURCHASE DATE clearly visible, and a "PROOF of PURCHASE" statement listing the CUSTOMERS NAME, DEALER's NAME and INVOICE number, and product purchased. Warranty expiration on items without "PROOF of PURCHASE" will be determined from the type of sale and manufacturing date code. FREIGHT on defectives products returned must be PREPAID by you or your authorized dealer; items sent freight collect, or COD will be REFUSED.

# WARRANTY



## What is not covered?

The warranty is valid only if the product is used for the purpose for which it was designed and does NOT COVER the following;

- Damage due to improper installation and sound settings.
- Subsequent Damage to other components.
- Damage caused by exposure to moisture, excessive heat, chemical cleaners, and/or UV Radiation.
- Damage through negligence, misuse, accident or abuse. Repeated returns for the same damage. may be considered abuse. Any cost or expense related to the removal or installation of product. No Installation Fee reimbursements.
- Speakers or Subwoofers damaged due to amplifier clipping or distortion-resulting in Blown or Frozen driver components.
- Items previously repaired or modified by any unauthorized repair facility.
- Return shipping on non-defective items.
- Products with tampered or missing barcode labels.
- Products returned without a Return Merchandise Authorization (RMA) number.
- Freight Damage.
- The cost of shipping product to ORION.
- Service performed by anyone other than Orion.
- Products Sold outside of United States have NO WARRANTY expressed or implied.

## How long will it take?

ORION strives to maintain a goal of 7 days service for all acoustics (Subwoofers, Midrange and Coaxial speakers, coaxial Drivers, Tweeters, speaker component Crossovers, etc.) returns. Delays may be incurred if lack of replacement inventory or parts is encountered.

Failure to Follow these Steps may void your warranty. Any questions can be directed to the ORION Customer Care Department at 786-464-0247.

# ORION

3130 WEST 15TH AVENUE HIALEAH, FLORIDA 33012

TEL: 786.464.0247 EMAIL: SUPPORT@ORIONCARAUDIO.COM ORIONCARAUDIO.COM

---

## PROUD SPONSOR OF



Tested To Comply  
With FCC Standards



Copyright ORION

All rights reserved. Any unauthorized reproduction or use of any Orion logos, images or design elements is strictly prohibited by law. Specifications subject to change without notice. REV. 23.5